


BETTER & BETTERER

HOW TO BRUSH YOUR CHIHUAHUA'S TEETH





ALWAYS REMEMBER:

**FUN FOR ALL
REWARDS FOR ALL
(YES, HUMANS TOO!)**



BETTER & BETTERER

FIRST THINGS FIRST

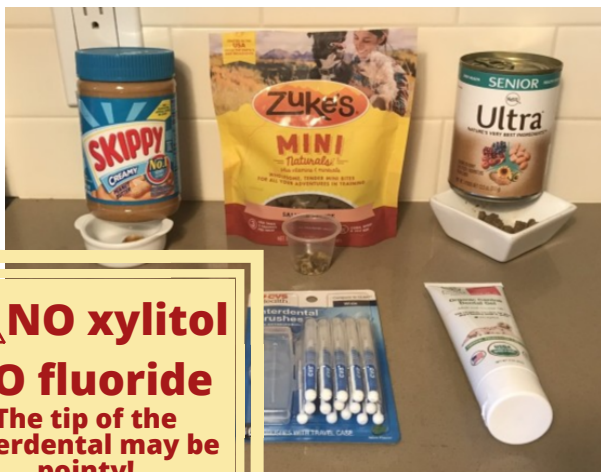


Ask your vet which toothpaste to get. Ours recommended that we use one containing enzymes. **ALWAYS** use **DOG TOOTHPASTE**, checking the ingredients to be sure! Avoid **fluoride** and **xylitol**. BEWARE: fluoride may be added to the interdentals. Human toothpaste often contains xylitol, which is **deadly to dogs**! NEVER use human toothpaste on your dog. **Read everything**, including your peanut butter, to be safe!

The most important thing to remember is **SAFETY**. Beyond that, be sure you are in the right headspace and have a **LOW BAR**. Let it unfold naturally. Be prepared to train, and ready to adapt your plan! Go slow!



I also would rather use a more natural peanut butter, etc.



NO xylitol
NO fluoride
The tip of the interdental may be pointy!

You:

- Review your materials so you have the knowledge
- Be emotionally ready too! Don't try this when you are stressed or tired
- Have all your supplies ready
- Have your protocol ready
- Be will to adapt on the fly!
- Know your dog's "rockstar move"
- **THIS WILL BE FUN FOR ALL!**

Your Dog:

- Should be calm, receptive

Supplies:

1. Low value treat - for when you're in your dogs comfort zone / slightly out of it
2. High value treat - for when your dog stepped out of the comfort zone for you
3. Low value toothpaste (real doggie toothpaste) - see if your dog is cool with this
4. **Vet-approved dog toothpaste**
5. Interdentals - standard or wide (NO fluoride)
6. Napkins, paper towels

BETTER & BETTERER

START WITH A LOW BAR + RAISE IT SLOWLY + GRADUALLY

Low

- Touching the head gently (from various angles)
- Touching the side of face gently
- Touching OUTER mouth gently (I use the verbal "Mommy touches you" when I touch their mouths); Give praise and treats for this!

Choose your own "verbal," meaning say whatever you like, and plan to stick with it!

Med

- Stroking/Touching OUTER mouth gently with "Mommy touches you," or whatever your verbal is - GIVE TREAT!
- Gently touching inside the mouth, saying verbal - TREAT!
- Trying different angles, saying verbal - TREAT!
- Dog's checking out the toothbrush - TREAT! (Try to avoid licks and bites. You just want your dog to get excited to see the toothbrush.)
- You gently touching the side of your dog's mouth with the toothbrush in your hand (or touching your dog with the non-bristly end of the toothbrush), saying verbal - TREAT!

High

- Toothbrush in mouth - barely in mouth to start. TREAT! (I start with no paste, but with shyer dogs I may have dog food gravy on my fingers.)
- Toothbrush on an easy-access tooth - TREAT!
- Toothbrush brushes an easy-access tooth - TREAT!
- Add toothpaste and brush that easy-access tooth - TREAT!

BETTER & BETTER

Gradually -- very gradually -- brush different OR more teeth.

Keep it:

- Safe
- Slow
- Short
- Positive
- Fun for all

End on a high note and reward yourself too!


Switch to a **rockstar move** (like "touch" or "sit") if your dog isn't ready for a new ask. Give a **jackpot** when your dog triumphs over something tricky!

EXAMPLES

Bella is "into it"



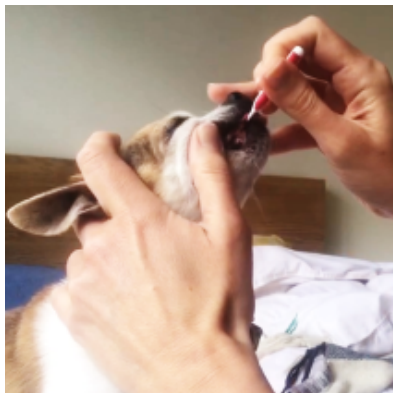
"Mommy touches you" - started low bar and then got more in her mouth



Added in the dry toothbrush - first without brushing and then brushed a LITTLE



Added toothpaste - low bar brushing on an easy access tooth



Started brushing more teeth, even the back molar - took it SLOW



Bella was on the fast track, so I took her cues. When I raised the bar a bit higher I switched to the higher value treats for her. I gave her lots of praise too!

You can always lower the bar, up the treat value, STOP, or ask for a rockstar move!

BETTER & BETTERER

BELLA'S REWARD BECOMES BITING ON A GREENIE TREAT!

BETTER & BETTERER



Bella now uses the enzymatic toothpaste our vet recommended and her reward for toothbrushing is to bite on a Greenie Treat. Ask your vet about these products!

Product info:

- Virbac Enzymatic Toothpaste Poultry Flavor
- Greenies Dental Treats

We have no affiliation with these brands. Check with your vet. Be careful with allergies and choking hazards,




**SAFE
SLOW
POSITIVE**

EXAMPLES


Theodore is NOT that "into it"

SLOW IS ALWAYS BETTER THAN TAKING IT PAST YOUR DOG'S COMFORT ZONE!


BETTER & BETTER




I want him to think the toothbrush is the best!



I let him have a lick of gravy off his new BFF - the toothbrush



Tried some "Mommy touches you" but backed off...




Rockstar move!



Morning cuddles provide a calm opportunity for gentle touches.



These 2 have different goals and that is totally fine!



THANK YOU!

VISIT **THEBARKER.COM**
to join our vision of
an apartment complex with a
built-in dog rescue.



BETTER & BETTERER